

Solid State Relay

SI Series Single Phase AC Output



- Zero Switching or Random-on
- Ratings from 25A-125A @ 48-660VAC
- SCR Output Or TRIAC Output
- DC Input
- Dielectric Strength 4000VACrms
- LED Indication
- Internal MOV/TVS Protection Circuit (optional)

Product Selection

ASR	-	SI	480	D	25	R	W	-L
	Packing - : Bulk Pack Y: Individual Pack	SI Series	Load Voltage 240:240VAC 380:380VAC 480:480VAC 600:600VAC	Control Voltage D:DC Control A:AC Control	Load Current 10:10Amp 15:15Amp 20:20Amp 25:25Amp 40:40Amp 60:60Amp 80:80Amp 100:100Amp 125:125Amp	Switching Mode Z:Zero Crossing R:Random-on	Control Voltage Blank:3- 32VDC Y:90-280VAC W:4-32VDC	LED Blank: Without L: With LED

Product Description

-Q: Quick Connects, -V: IP20 Cover, -H: High Profile

Note:

- 1 The load current with -Q version is only available from 25A ~ 40A, 25A is TRIAC output and 40A.
- 2 The load current with -V version is only available from 80A ~ 125A.
- 3 The load current with -H version is available from 25A ~ 80A.
- 4 The load current of standard version is available from 25A ~ 60A, 25A is TRIAC output and 40A~60A.

MOV and TVS overvoltage protection, IP00 cover, and thermal pad options also available.
Consult with engineering to determine which combinations are available.

Solid State Relay

SI Series Single Phase AC Output

Technical Specification

INPUT CIRCUIT (TA=25°C)		
Control Voltage Range	AC Control	90-280VAC
	DC Control	4-32VDC
		3-32VDC
Must Turn-on Voltage	AC Control	90VAC
	DC Control	4VDC
Must Turn-off Voltage	AC Control	10VAC
	DC Control	1VDC
Maximum Input Current	AC Control	25mA(@280VAC/50Hz)
	DC Control	25mA(@32VDC)
OUTPUT CIRCUIT		
Load Voltage	240	48-280VAC
	380	24-440VAC
	480	48-530VAC
	600	48-660VAC
Load Current Range	10A	0.1-10A
	15A	0.1-15A
	20A	0.1-20A
	25A	0.1-25A
	40A	0.1-40A
	60A	0.1-60A
	80A	0.1-80A
	100A	0.1-100A
	125A	0.1-125A
Maximum Turn-on Time	Random-on (DC Control)	1ms
	Zero-on(DC Control)	10ms
	AC Input	40ms

Solid State Relay

SI Series Single Phase AC Output

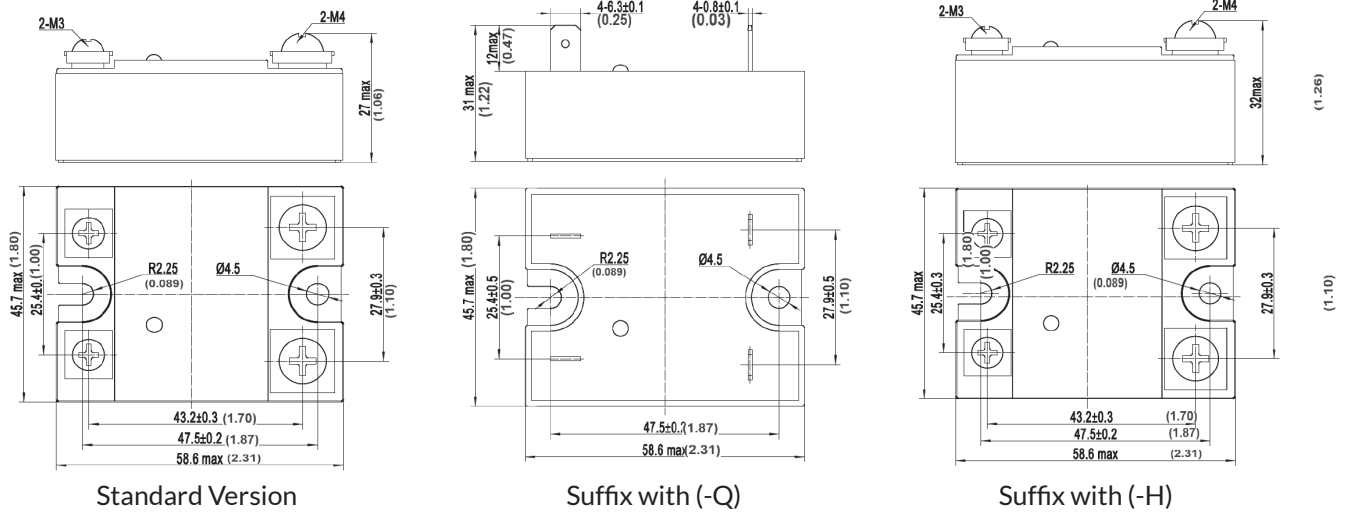
Maximum Turn-off Time	AC Control	40ms
	DC Control	10ms
Maximum Surge Current [@10ms]	10A	120A
	15A	160A
	20A	200A
	25A	250A
	40A	500A
	60A	700A
	80A	1000A
	100A	1250A
	125A	1500A
Maximum I ² t For Fusing [@10ms]	40A	1250A ² S
	60A	2450A ² S
	80A	5000A ² S
	100A	7812A ² S
	125A	11250A ² S
Transient Overvoltage	ASR-SI240...-L...Series	600Vpk
	ASR-SI480...-L...Series	1200Vpk
	ASR-SI600...-L...Series	1600Vpk
Maximum operating voltage allowed by varistor	ASR-SI240...-LM...Series	300VAC
	ASR-SI480...-LM...Series	550VAC
	ASR-SI600...-LM...Series	680VAC
TVS Protection Voltage (Typical)	ASR-SI240...-LT...Series	480V
	ASR-SI480...-LT...Series	960V
	ASR-SI600...-LT...Series	1100V
Maximum Off-state Leakage Current [@ Rated Voltage]		10mA
Maximum On-state Voltage Drop [@ Rated Current]		1.7Vrms
Minimum Off-state dv/dt [@ Maximum Rated Voltage]	TRIAC Output	200V/μs
	SCR Output	500V/μs

Solid State Relay

SI Series Single Phase AC Output

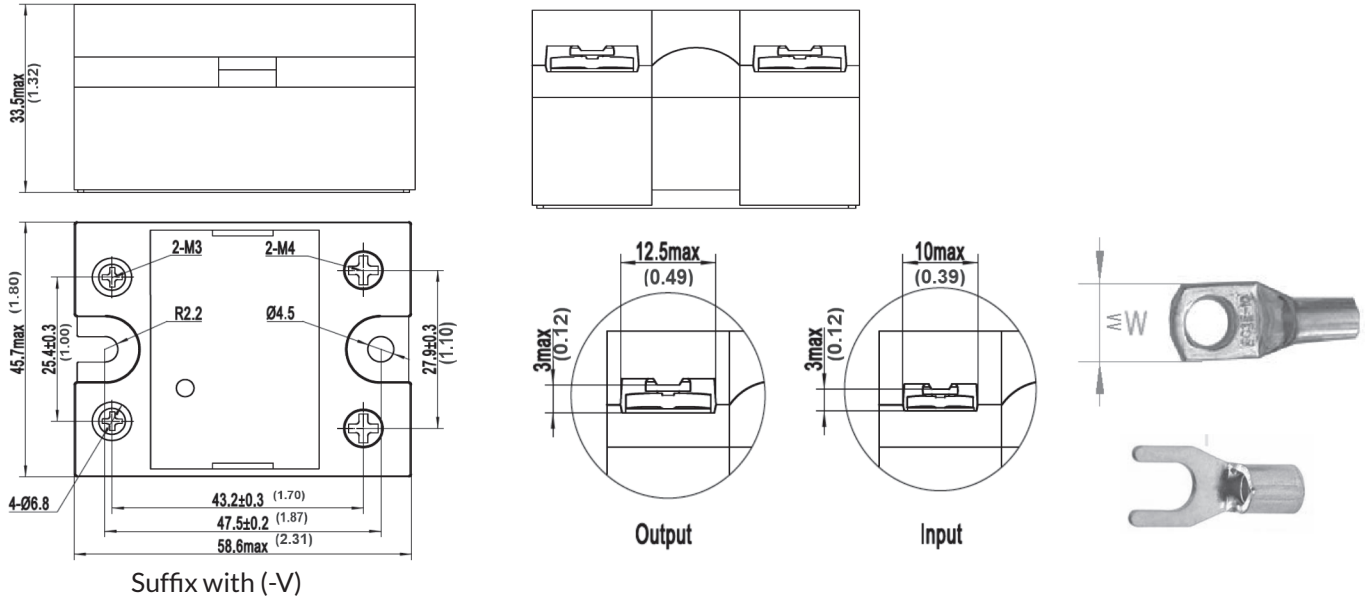
GENERAL INFORMATION		
Dielectric Strength [50/60Hz]	Input/Output	4000Vrms
	Input,Output/Base	2500Vrms
Insulation Resistance(@500VDC)		Input/Output
Ambient Operating Temperature Range		-30°C - +80°C
Ambient Storage Temperature Range		-30°C - +100°C
Weight [Typical]	Standard Version	96g
	Suffix with (-Q)	100g
	Suffix with (-V)	180g
	Suffix with (-H)	113g

Installation




Solid State Relay

SI Series Single Phase AC Output

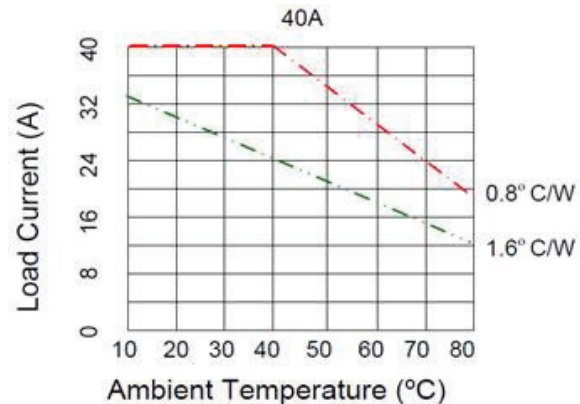
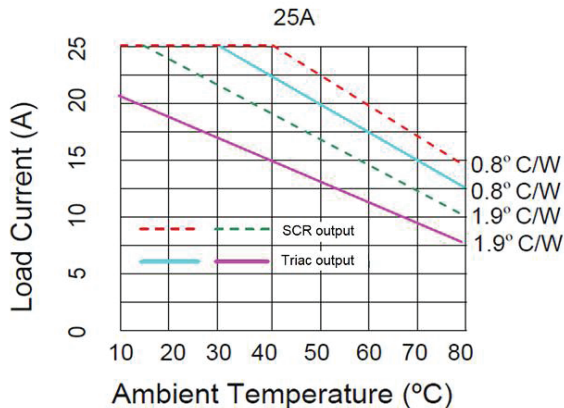


RING TERMINAL DIMENSIONS:	Input: W=9.5mm (0.37in) Max.	Output: W=12mm (0.47in) Max.
WIRE DIMENSION:	Input: 3mm ² (0.0046in ²) Max.	Output: 2x7mm ² (0.011in ²) Max.
TORQUE:	Input:(0.58-0.98)N·m, (5.13-8.67)in·lb	Output:(0.98-1.37)

Connection:

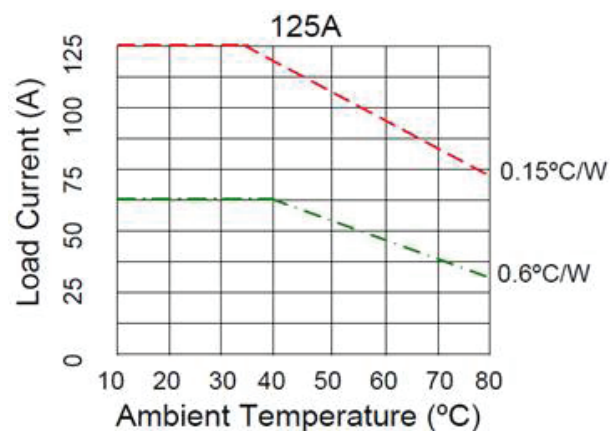
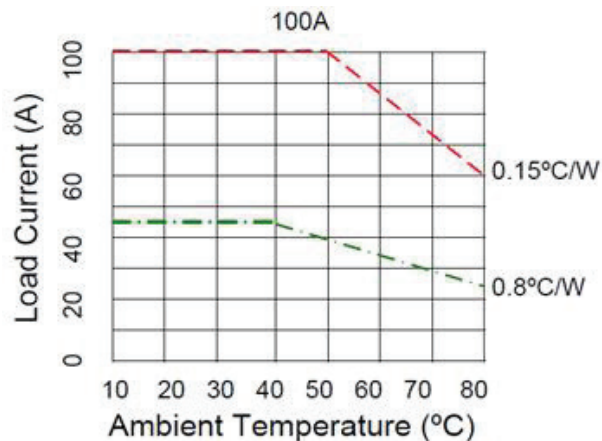
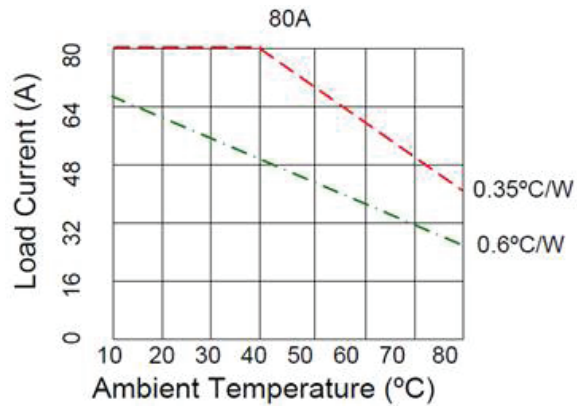
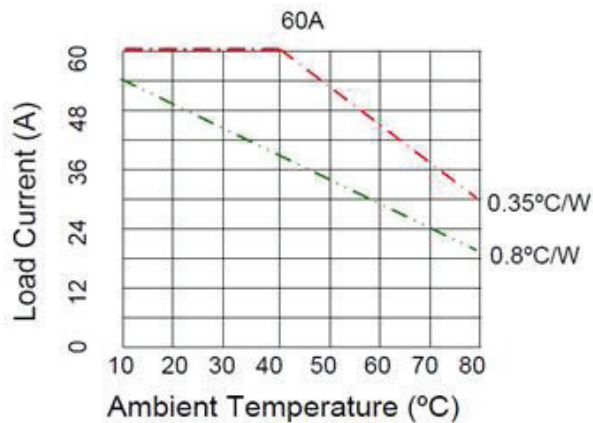


Thermal Curve



Solid State Relay

SI Series Single Phase AC Output



Attentions:

1. Relay must be mounted to proper sized heat sink based on thermal curves. Thermal grease or a thermal pad must be used between relay and heat sink and be torqued down to 18-20(in-lb), 2.0-2.2(N·m).
2. When connection wiring to SSR please ensure screws are torqued down properly: input 13-15(in-lb), 1.5-1.7(N·m); output 18-20(in-lb), 2.0-2.2(N·m).
3. When Ambient temperature is above 25°C see thermal derating curve.

Product Certification



1741 Industrial Drive, No. 14 • Sterling, IL 61081
 Tel: 815-632-3150 • Fax: 815-632-3449
 www.altranmagnetics.com • sales@altranmagnetics.com

