















High Voltage DC Contactors Selection Chart







DC Contactor Selection Chart

Family	Continuous Current	Contact Voltage Range	Coil Voltage	Coil Type	Polarized/Bidirectional	Aux Option	Contact Form	Mounting	Arc Chamber Seal	Certifications	
AEV20E	20A+	12- 820VDC	12, 24	Single	Polarized	No	SPST-NO	PCB, Tabs	Epoxy Resin	CE cRU ^{us}	
ASEV30	50A+	12-1000VDC	12, 24	Single	Polarized	No	SPST-NO	Bottom	Epoxy Resin	CE cRU ^{us}	
ALEV50	50A+	12-900VDC	12, 24, 48	Single	Both	Yes	SPST-NO	Bottom, Side	Epoxy Resin	CE cRU ^{us}	
AREV50 AREVH50	50A+	12- 1500VDC	12, 24, 48	Single	Both	Yes	SPST-NO, SPST-NC	Bottom	Epoxy Resin	UL Pending	
AEVT60	60A+	12- 750VDC	12, 24	Single	Polarized	Yes	SPST-NO	Bottom	Ceramic	CE	
APV100	100A+	12- 900VDC	12, 24, 48	Single	Both	Yes	SPST-NO, SPST-NC	PCB	Epoxy Resin	CE	








DC Contactor Selection Chart

Family	Continuous Current	Contact Voltage Range	Coil Voltage	Coil Type	Polarized/Bidirectional	Aux Option	Contact Form	Mounting	Arc Chamber Seal	Certifications	
ALEV100	125A+	12- 1000VDC	12, 24, 48	Single	Both	Yes	SPST-NO	Bottom, Side	Epoxy Resin	CE cRU ^{US}	
AEVF150	150A+	12- 450VDC	12-24	Single	Bidirectional	No	SPST-NO	Bottom	Ceramic	UL Pending	
AEV150	150A+	12- 900VDC	12-24	PWM	Both	Yes	SPST-NO	Bottom	Epoxy Resin	CE cRU ^{US}	
AEVT150	150A+	12- 750VDC	12, 24	Single	Polarized	No	SPST-NO	Bottom, Side	Ceramic	CE cRU ^{US}	
AREVS150	200A+	12- 900VDC	12, 24, 48, 12-24	Single Coil PWM	Both	Yes	SPST-NO	Bottom, Side	Epoxy	CE	
AEVT200	200A+	12- 750VDC	12, 24	Single	Polarized	No	SPST-NO	Bottom, Side	Ceramic	CE	








DC Contactor Selection Chart

Family	Continuous Current	Contact Voltage Range	Coil Voltage	Coil Type	Polarized/Bidirectional	Aux Option	Contact Form	Mounting	Arc Chamber Seal	Certifications	
AGX11	250A+	12-800VDC	12, 24, 48	Dual Coil	Polarized	Yes	SPST-NO	Chassis	Ceramic	UL Pending	
AEVF250	250A+	12-1000VDC	12, 24	Single	Bidirectional	No	SPST-NO	Bottom, Side	Ceramic	UL Pending	
AEVE250	250A+	12-1000VDC	12, 24	Single	Bidirectional	No	SPST-NO	Bottom, Side	Ceramic	CE	
AEVT250D	250A+	12-800VDC	12	Single	Bidirectional	No	SPST-NO	Bottom	Ceramic	UL Pending	
AEVE300	300A+	12-1000VDC	12, 24	Single	Bidirectional	No	SPST-NO	Bottom, Side	Ceramic	CE	
AEVTS300	300A	12-1800VDC	12, 24, 48	Dual Coil	Polarized	Yes	SPST-NO	Bottom	Ceramic	CE cRU US	









DC Contactor Selection Chart

Family	Continuous Current	Contact Voltage Range	Coil Voltage	Coil Type	Polarized/Bidirectional	Aux Option	Contact Form	Mounting	Arc Chamber Seal	Certifications	
AXV200	350A+	12-1500VDC	12, 24, 48	Dual Coil, PWM	Both	Yes	SPST-NO	Bottom, Side, PCB	Ceramic	UL Pending	
AEVTS350	350A+	12-1800VDC	12, 24, 48	Dual Coil	Polarized	Yes	SPST-NO	Bottom	Ceramic	CE cRU [®] US	
AEVT350	350A+	12-1800VDC	12, 24	PWM	Polarized	Yes	SPST-NO	Bottom	Ceramic	CE cRU [®] US	
AGX14 AGXL14	350A+	12-800VDC	12, 24, 48	Dual Coil Latching	Polarized	Yes	SPST-NO SPST-NC	Chassis	Ceramic	CE cRU [®] US	
AEVF400	400A+	12-1000VDC	12, 24	Single	Bidirectional	No	SPST-NO	Bottom, Side	Ceramic	UL Pending	
AES400	400A+	12-1000VDC	12-24, 24	PWM	Polarized	Yes	SPST-NO	Bottom	Epoxy Resin	CE cRU [®] US	
AEVTS400	400A+	12-1800VDC	12, 24, 48	Dual Coil	Polarized	Yes	SPST-NO	Bottom	Ceramic	CE cRU [®] US	

DC Contactor Selection Chart

Family	Continuous Current	Contact Voltage Range	Coil Voltage	Coil Type	Polarized/Bidirectional	Aux Option	Contact Form	Mounting	Arc Chamber Seal	Certifications	
AEVT400	400A+	12-1800VDC	12, 24	PWM	Polarized	Yes	SPST-NO	Bottom	Ceramic	CE, cRU ^{US}	
AEVE400	400A+	12-800VDC	12, 24	No	Polarized	No	SPST-NO	Bottom	Ceramic		
ARLEV200	500A+	12-900VDC	12, 24, 48,	Single	Polarized	Yes	SPST-NO	Bottom, Side	Epoxy	UL Pending	
AREV250 AREV250L AREVH250	500A+	12-1000VDC	12-24, 48	PWM, Dual Coil, Latching	Both	Yes	SPST-NO, SPST-NC	Bottom, Side	Epoxy	CE	
AEV250	500A+	12-1000VDC	12-24, 48-72, 72	PWM	Both	Yes	SPST-NO	Bottom	Epoxy Resin	CE, cRU ^{US}	
AES500	600A+	12-1500VDC	12-24	PWM	Bidirectional	Yes	SPST-NO	Bottom	Epoxy Resin	CE, cRU ^{US}	
APV500 APVH500	500A+	12-1000VDC	12, 24, 48	PWM, Dual Coil	Both	Yes	SPST-NO, SPST-NC	PCB	Epoxy Resin	UL Pending	

DC Contactor Selection Chart

Family	Continuous Current	Contact Voltage Range	Coil Voltage	Coil Type	Polarized/Bidirectional	Aux Option	Contact Form	Mounting	Arc Chamber Seal	Certifications	
AEVT500	500A+	12-1800VDC	12, 24	Dual Coil	Bidirectional	Yes	SPST-NO	Bottom	Ceramic	CE  US	
AEVT600	600A+	12-1800VDC	12, 24	Dual Coil	Bidirectional	Yes	SPST-NO	Bottom	Ceramic	UL Pending	
AES600	600A+	12-1000VDC	12-24, 24	PWM	Polarized	Yes	SPST-NO	Bottom	Epoxy Resin	CE  US	
AGX16 AGXL16	600A+	12-800VDC	12, 24, 48	Dual Coil Latching	Polarized	Yes	SPST-NO Latching	Chassis	Ceramic	UL Pending	
AREV600	600A+	12-1000VDC	12, 24, 48	Dual Coil	Bidirectional	Yes	SPST-NO	Bottom	Epoxy Resin	UL Pending	
AEVT1000	1000A+	12-1500VDC	12-24	Dual Coil	Bidirectional	Yes	SPST-NO	Bottom	Ceramic	UL Pending	
AEVT1200	1200A+	12-2500VDC	12, 24, 48	Dual Coil	Bidirectional	Yes	SPST-NO	Bottom	Ceramic	UL Pending	