















DC Contactor Selection Chart

Family	Current Carry	Operating Voltage	Coil Voltage	Coil Economizer	Polarized/Bidirectional	Aux Option	Contact Arrangement	Mounting	Arc Chamber Seal	Certifications	
AEV20E	20A	12-750VDC	12, 24	No	Polarized	No	SPST-NO	PCB, Tabs	N/A		
ASEV30	30A	12-900VDC	12, 24	No	Polarized	No	SPST-NO	Bottom	Epoxy Resin	CE cRU [®] us	
ASEV50	50A	12-900VDC	12, 24, 48	No	Polarized	No	SPST-NO	PCB	Epoxy Resin		
ALEV50	50A	12-900VDC	12, 24, 48	No	Both	Yes	SPST-NO	Bottom, Side	Epoxy Resin	CE cRU [®] us	
ALEV100	100A	12-900VDC	12, 24, 48	No	Both	Yes	SPST-NO	Bottom, Side	Epoxy Resin	CE cRU [®] us	
ASEV150	150A	12-900VDC	12-24	PWM	Polarized	No	SPST-NO	PCB	Epoxy Resin		





DC Contactor Selection Chart

Family	Current Carry	Operating Voltage	Coil Voltage	Coil Economizer	Polarized/Bidirectional	Aux Option	Contact Arrangement	Mounting	Arc Chamber Seal	Certifications	
AEV150	150A	12-900VDC	12-24	PWM	Both	Yes	SPST-NO	Bottom	Epoxy Resin	CE cRU [®] US	
AEVT150	150A	12-750VDC	12, 24	No	Polarized	No	SPST-NO	Bottom, Side	Ceramic	CE cRU [®] US	
ALEV200	200A	12-900VDC	12, 24, 48, 72	No	Both	Yes	SPST-NO	Bottom, Side	Epoxy Resin		
ASEV250	250A	12-900VDC	9-36	PWM	Polarized	No	SPST-NO	PCB	Epoxy Resin		
AEVL250	250A	12-1000VDC	12-24	PWM	Polarized	Yes	SPST-NO	Bottom	Epoxy Resin		
AEVE250	250A	12-750VDC	12, 24	No	Bidirectional	No	SPST-NO	Bottom, Side	Ceramic		

DC Contactor Selection Chart

Family	Current Carry	Operating Voltage	Coil Voltage	Coil Economizer	Polarized/ Bidirectional	Aux Option	Contact Arrangement	Mounting	Arc Chamber Seal	Certifications	
AEVE300	300A	12-750VDC	12, 24	No	Bidirectional	No	SPST-NO	Bottom, Side	Ceramic	CE	
AEVTS300	300A	12-1800VDC	12, 24, 48	Dual Coil	Polarized	Yes	SPST-NO	Bottom	Ceramic		
AEVTS350	350A	12-1800VDC	12, 24, 48	Dual Coil	Polarized	Yes	SPST-NO	Bottom	Ceramic		
AEVT350	350A	12-1800VDC	12, 24	PWM	Polarized	Yes	SPST-NO	Bottom	Ceramic	CE cUL [®] US	
AES400	400A	12-1000VDC	12-24, 24	PWM	Polarized	Yes	SPST-NO	Bottom	Epoxy Resin	CE cUL [®] US	
AEVTS400	400A	12-1800VDC	12, 24, 48	Dual Coil	Polarized	Yes	SPST-NO	Bottom	Ceramic		

DC Contactor Selection Chart

Family	Current Carry	Operating Voltage	Coil Voltage	Coil Economizer	Polarized/Bidirectional	Aux Option	Contact Arrangement	Mounting	Arc Chamber Seal	Certifications	
AEVT400	400A	12-1800VDC	12, 24	PWM	Polarized	Yes	SPST-NO	Bottom	Ceramic	CE cRU [®] US	
AEV250	500A	12-900VDC	12-24, 48-72, 72	PWM	Both	Yes	SPST-NO	Bottom	Epoxy Resin	CE cRU [®] US	
AREV250	500A	12-900VDC	12-24, 48-72, 72	PWM	Both	Yes	SPST-NO, SPDT-NC, Latching	Bottom, Side	Epoxy Resin		
AES500	500A	12-1500VDC	12-24	PWM	Bidirectional	Yes	SPST-NO	Bottom	Epoxy Resin	CE cRU [®] US	
AEVT500	500A	12-1800VDC	12, 24	Dual Coil	Polarized	Yes	SPST-NO	Bottom	Ceramic	CE cRU [®] US	
AEVT600	600A	12-1800VDC	12, 24	Dual Coil	Polarized	Yes	SPST-NO	Bottom	Ceramic		
AES600	600A	12-1000VDC	12-24, 24	PWM	Polarized	Yes	SPST-NO	Bottom	Epoxy Resin	CE cRU [®] US	